

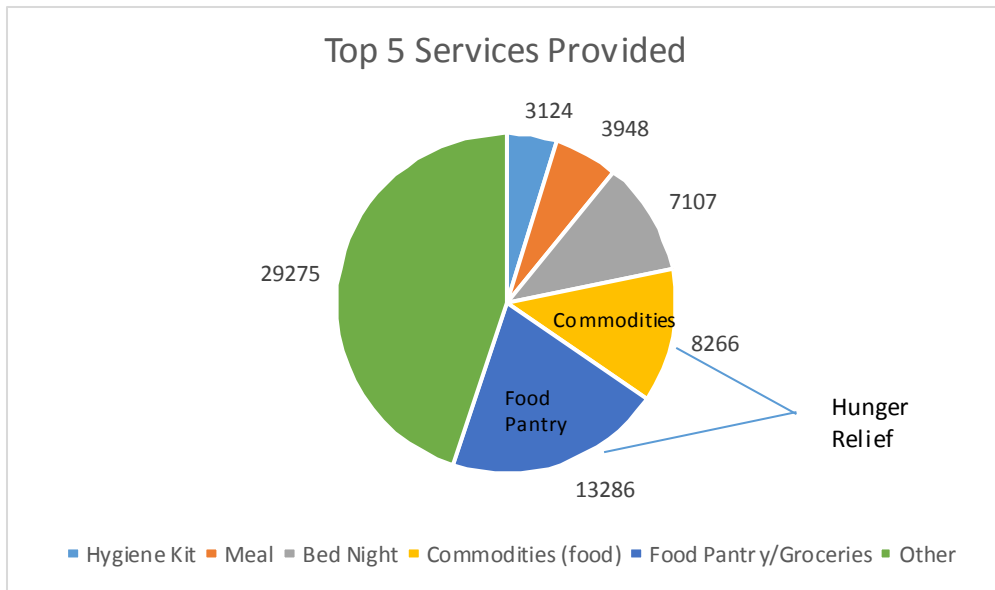
MAACLink News

Services Provided—January 2017

Of approximately 1,000 possible services listed in MAACLink, one third of those recorded for the KC metro area in January of 2017 were related to hunger relief.

Harvesters, The Community Food Network, reported that as of July 2016, nearly 265,000 individuals in the metro area were food insecure. Almost 84,000 of them are children.

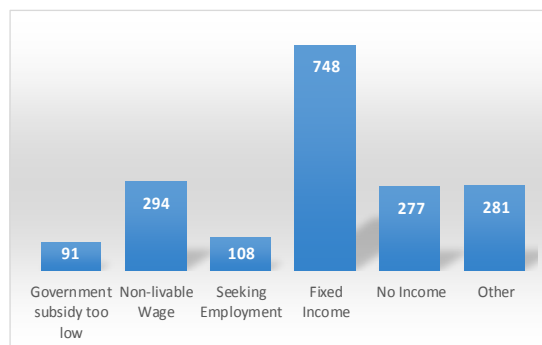
Just over 65,000 services were recorded in MAACLink for January 2017. Over 20,000 of those services provided food for hungry individuals and families.



Fourteen percent of food pantry services also provided a reason for service.

Top five reasons for service:

- ◆ Fixed income—42%
- ◆ Non-livable wage—16%
- ◆ No income—15%
- ◆ Seeking employment—6%
- ◆ Government subsidy too low—5%



In January 2017

- > 65K services recorded in MAACLink
- > 13K entries for Food Pantry/Groceries
- > 11.5K Households received Food Pantry/Groceries
- > 11K Children in those households
- > 78 agencies entered Food Pantry/Grocery services

United Way 2-1-1 reported a total of 6,100 calls for assistance in January, 2017.

Top 5 Needs

- Utility assistance: 2,415
- Rent assistance: 664
- Tax prep: 420
- Food pantry: 411
- Shelter: 357

25% of callers needing assistance are employed full-time; 14% employed part-time.

Top 5 Zip Codes

- 64130: 21%
- 64128: 23%
- 64127: 12%
- 64132: 11%
- 64134: 10%

According to Harvesters, *Feeding the hungry by the numbers* report, July 2016, the child food insecurity rate is consistently higher (19% avg) than the individual food insecurity rate (15%) in the five county area (Clay, Jackson, Platte, Johnson and Wyandotte).

Of the food pantry/grocery services entered in MAACLink for January 2017, 62% of them went to adults without children.



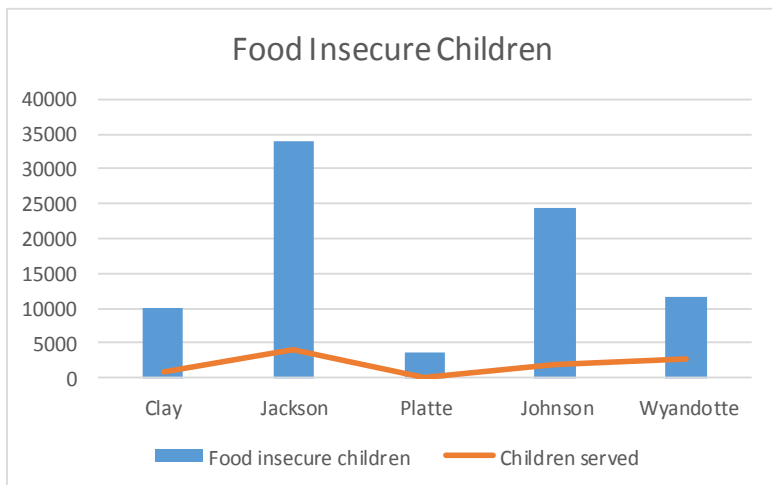
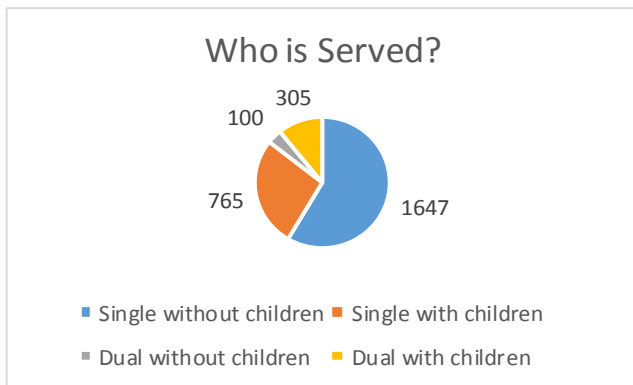
**Mid America Assistance
Coalition**

Strengthening the Social
Service Community through
Information Systems, Training,
and Advocacy

1 W Armour Blvd
Ste 301
Kansas City, MO 64111
Phone: 816-561-2727
Fax: 816-561-7277
E-mail: maacinfo@maaclink.org

Percent of Food Insecure

Clay	7%
Jackson	11%
Platte	3%
Johnson	7%
Wyandotte	23%



Food Pantry

- ◆ Many, but not all, agencies provide food to eligible individuals and families once every 30 days. This is an agency level policy.
- ◆ Most requested items? Meat, eggs & milk.
- ◆ MU Extension offers classes for families with limited resources and can partner with your agency to provide these for clients.
- ◆ Great Plains SPCA operates a pet food pantry program with pick up available in Merriam, KS or Independence, MO. Call 913-808-3311 or email petfoodpantry@greatplainspca.org

SNAP (Supplemental Nutrition Assistance Program)

Of the 11,627 households that received food pantry/grocery services in January 2017, 2,772 (almost 25%) are shown to have SNAP benefits.

Not all agencies ask about SNAP or enter financial assessments for clients.

SNAP/Food Stamps can be recorded in MAACLink under the Non Cash Benefits section of a Financial Assessment.

\$234—typical amount of SNAP benefits received by a single parent with two children.

